



Heavy

CONSTRUBOY EW S3 LOW

COBOYEWS3L


Leather low-cut safety boot with extra wide steel toe cap for heavy applications

Featuring an extra-wide steel toe cap, the CONSTRUBOY EW range ensures maximum comfort for workers with wider feet. The full-grain leather upper and double-density BASF PU outsole provide durability and excellent grip for demanding work environments.

Upper	Full Grain Leather, Synthetic Leather
Lining	Mesh
Footbed	SJ foam footbed
Midsole	Steel
Outsole	BASF PU/BASF PU
Toecap	Steel
Category	S3 / SR, SC, LG, CI, FO
Size range	EU 35-48 / UK 3.0-13.0 / US 3.0-13.5 JPN 21.5-31.5 / KOR 230-315
Sample weight	0.670 kg
Norms	ASTM F2413:2018 EN ISO 20345:2022+A1:2024




BLK


Breathable leather upper
Natural leather provides a high degree of wearer comfort combined with durability in versatile applications.



Cold insulated (CI)
Cold insulated (CI) safety shoes keep your feet warm. They are worn in cold environments.



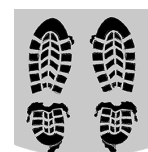
Ladder Grip (LG)
Especially defined contour in the shank area of a safety shoe to provide additional safety while standing on ladders.



Oil & fuel resistant
The outsole is resistant against oil and fuel.



Scuff Cap (SC)
Separately tested material to cover the toe cap area to reduce abrasion of the upper material (e.g. during kneeling operations) and extend usability of the safety shoe.



Self-cleaning outsole
Self-cleaning outsoles are designed to reduce clogging of the profile.

Industries:

Chemical, Construction, Food & beverages, Industry, Logistics, Mining

Environments:

Extreme slippery surfaces, Muddy environment, Uneven surfaces, Wet environment, Dry environment

Maintenance instructions:

To extend the life of your shoes, we recommend to clean them regularly and to protect them with adequate products. Do not dry your shoes on a radiator, nor nearby a heat source.

	Description	Measure unit	Result	EN ISO 20345
Upper	Full Grain Leather, Synthetic Leather			
	Upper: permeability to water vapor	mg/cm ² /h	1.2	≥ 0.8
	Upper: water vapor coefficient	mg/cm ²	16	≥ 15
Lining	Mesh			
	Lining: permeability to water vapor	mg/cm ² /h	86.31	≥ 2
	Lining: water vapor coefficient	mg/cm ²	691	≥ 20
Footbed	SJ foam footbed			
	Footbed: abrasion resistance (dry/wet) (cycles)	cycles	Dry 25600 cycles/Wet 12800 cycles	25600/12800
Outsole	BASF PU/BASF PU			
	Outsole abrasion resistance (volume loss)	mm ³	50	≤ 150
	Basic Slip resistance - Ceramic + NaLS - Forward heel slip	friction	0.41	≥ 0.31
	Basic Slip resistance - Ceramic + NaLS - Backward forepart slip	friction	0.39	≥ 0.36
	SR Slip resistance - Ceramic + glycerin - Forward heel slip	friction	0.32	≥ 0.19
	SR Slip resistance - Ceramic + glycerin - Backward forepart slip	friction	0.35	≥ 0.22
	Antistatic value	MegaOhm	35.3	0.1 - 1000
	ESD value	MegaOhm	N/A	0.1 - 100
	Heel energy absorption	J	36	≥ 20
Toecap	Steel			
	Impact resistance toecap (clearance after impact 100J)	mm	N/A	N/A
	Compression resistance toecap (clearance after compression 10kN)	mm	N/A	N/A
	Impact resistance toecap (clearance after impact 200J)	mm	19.5	≥ 14
	Compression resistance toecap (clearance after compression 15kN)	mm	23.5	≥ 14

Sample size: 42

Our shoes are constantly evolving, the technical data above may change. All product names and brand Safety Jogger, are registered and may not be used or reproduced in any format, without written consent from us.